B0166K8

LARSEN & TOUBRO

Larsen & Toubro Ltd manufactures engineering equipment, undertakes large scale engineering projects, and acts as the Indian representative for a number of overseas manufacturers of heavy machinery. The Company's products include bulldozers, road rollers, dairy machinery, chemical and pharmaceutical plants, switchgears, food processing machinery and feed milling plants.

Country	IN	**SEDOL**	B0166K8
Groups	Industrials	**Ticker**	LT IN
	Capital Goods	**Adjust?**	INR
	Construction & Engineering	**Mcap**	1267.3
	Construction & Engineering		
Web	www.larsentoubro.com	**ADRS?**	N
ISIN	INE018A01030		
Shares	1.4E+03		
Price	902.80		
PER fc	17.2		
Yield fc	2.16		

	Median	Low	Hi	StDev	StDevR
Sales%	12.9%	-0.8%	38.6%	10.4%	1.23
EPS%	10.5%	-15.9%	54.8%	18.8%	0.56
Div%	13.6%	-1.9%	38.3%	10.7%	1.27

YEAR	2007	2008	2009	2010	2011	2112	2013	2014	2015	2016	2017	2018	2019	2020	2021
Sales m	202396	265587	368093	417502	527817	626113	747874	833250	936242	1012443	1103014	1208800	1398497	1503049	1490774
Sales/s	144.18	189.20	262.22	297.41	376.00	446.02	532.76	593.58	666.95	721.23	785.75	861.11	996.24	1070.72	1061.98
EPS	11.52	17.83	21.95	24.53	31.43	34.34	37.44	36.13	30.39	30.37	37.78	49.44	62.57	68.05	60.95
DIV/S	3.52	4.87	4.78	5.25	6.01	6.77	7.87	8.33	9.13	10.50	12.53	16.32	18.89	20.00	20.20

S-Indexed	16.7%	22.0%	30.5%	34.5%	43.7%	51.8%	61.9%	68.9%	77.5%	83.8%	91.2%	100.0%	115.7%	124.3%	123.3%
E-Indexed	23.3%	36.1%	44.4%	49.6%	63.6%	69.4%	75.7%	73.1%	61.5%	61.4%	76.4%	100.0%	126.6%	137.6%	123.3%
D-Indexed	21.6%	29.8%	29.3%	32.2%	36.8%	41.5%	48.2%	51.0%	55.9%	64.3%	76.8%	100.0%	115.7%	122.5%	123.7%

Sales%		31.2%	38.6%	13.4%	26.4%	18.6%	19.4%	11.4%	12.4%	8.1%	8.9%	9.6%	15.7%	7.5%	-0.8%
EPS%		54.8%	23.1%	11.7%	28.1%	9.3%	9.0%	-3.5%	-15.9%	-0.1%	24.4%	30.9%	26.6%	8.8%	-10.4%
Div%		38.3%	-1.9%	9.9%	14.4%	12.8%	16.1%	5.9%	9.6%	15.0%	19.3%	30.2%	15.7%	5.9%	1.0%

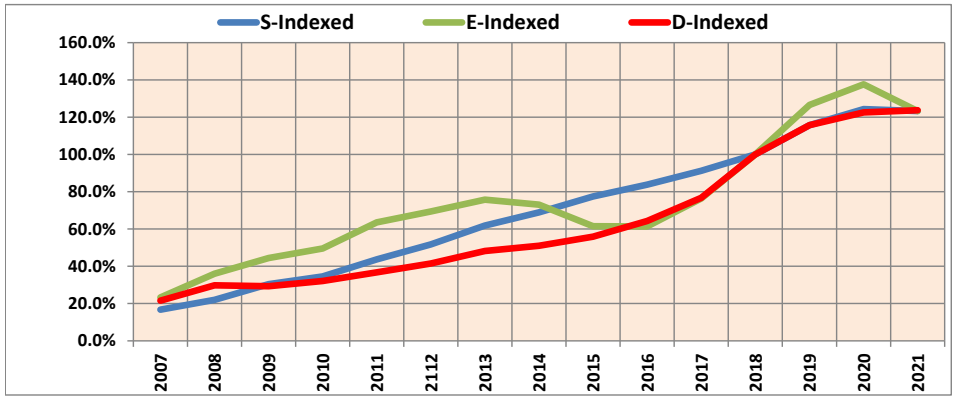

Rankings within Groups

	World	W-Plus	IN	Sector
Summary	7	7	#N/A	
Sales G	18	15	#N/A	
Sales R	14	10	#N/A	
EPS G	42	40	#N/A	
EPS R	33	25	#N/A	
Div G	19	13	#N/A	
Div R	10	7	#N/A	
PER	36	42	#N/A	
Yield	53	44	#N/A	
PEG1	19	22	#N/A	
PEG2			#N/A	

Payback years by …

Earnings	Dividend	Combined
10	17	8

	PER	YIELD
2016	29.73	1.2%
2017	23.90	1.4%
2018	18.26	1.8%
2019	14.43	2.1%
2020	13.27	2.2%
2021	14.81	2.2%
2022		
	Median	**2021/20**
PEGS	1.3	

LARSEN & TOUBRO

Date 9-Oct-2020 Version… - 25

LARSEN & TOUBRO LTD

LT IN B0166K8

EPS Forecasts

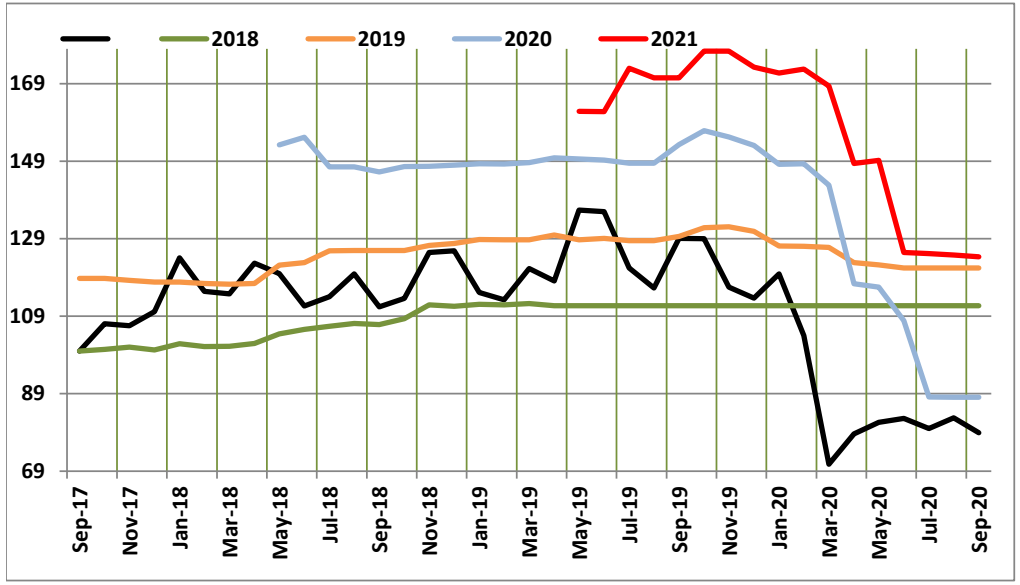

Indexed: 3 Years

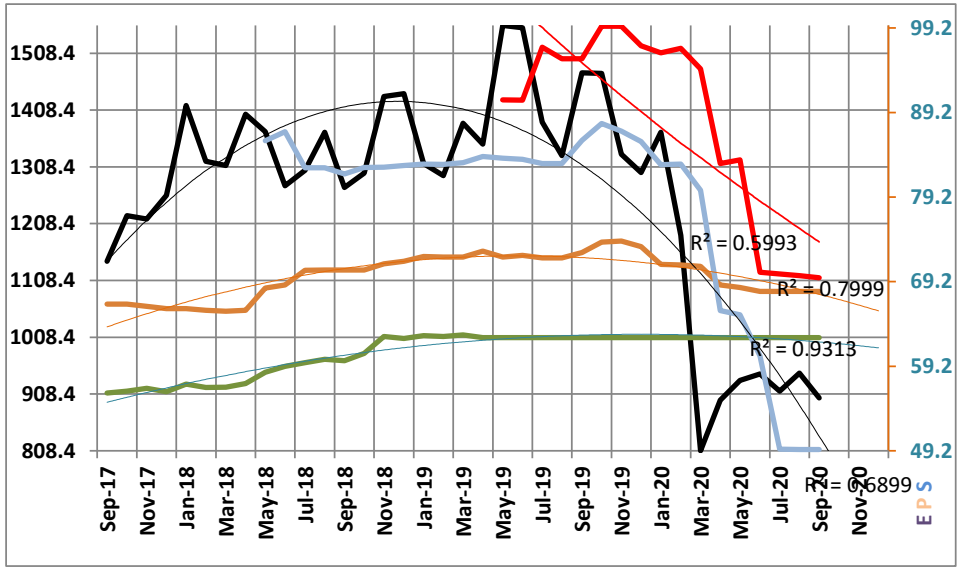

Actual: 3 Years

15-Oct-20 From **High** - **Low** **-4.0%** **1.5%**

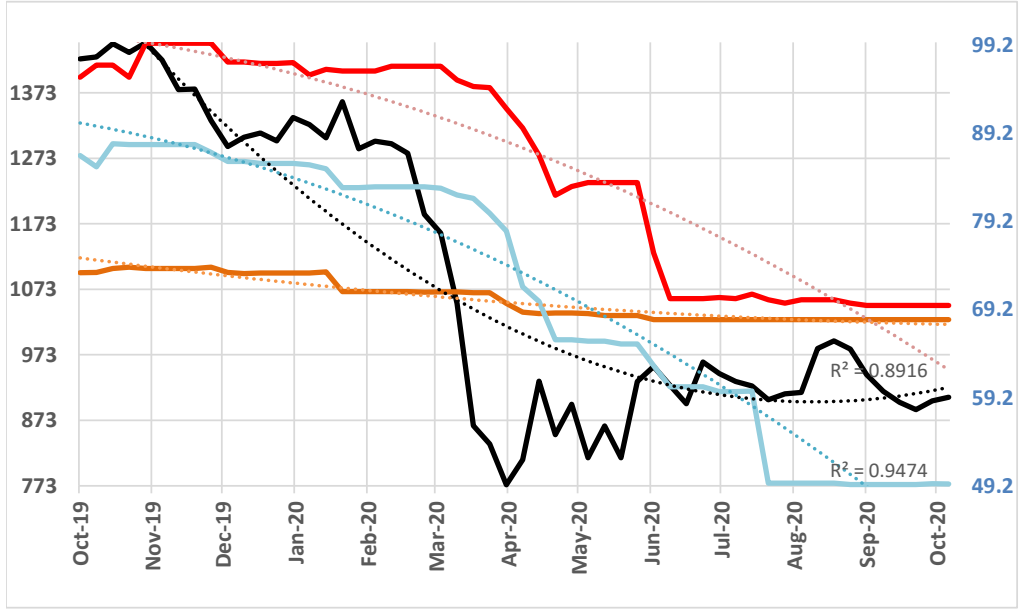

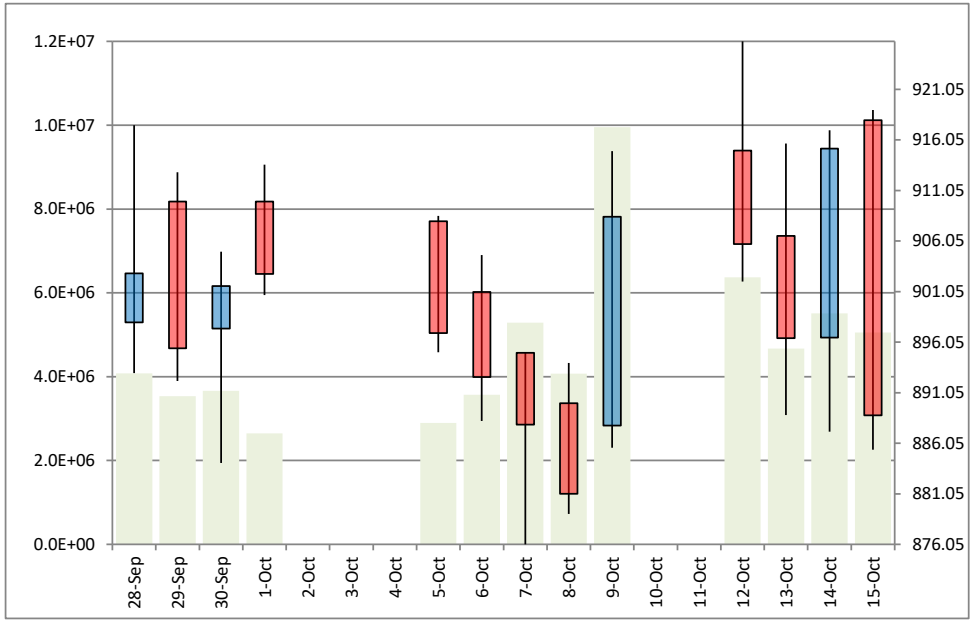

LARSEN & TOUBRO LTD

LT IN B0166K8 LT

EPS Forecasts

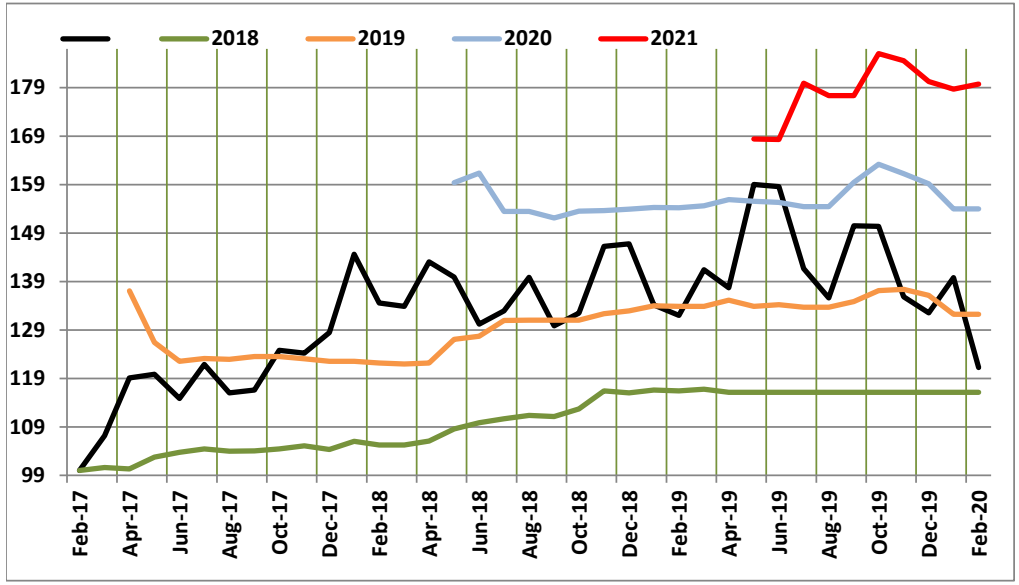

Indexed: 3 Years

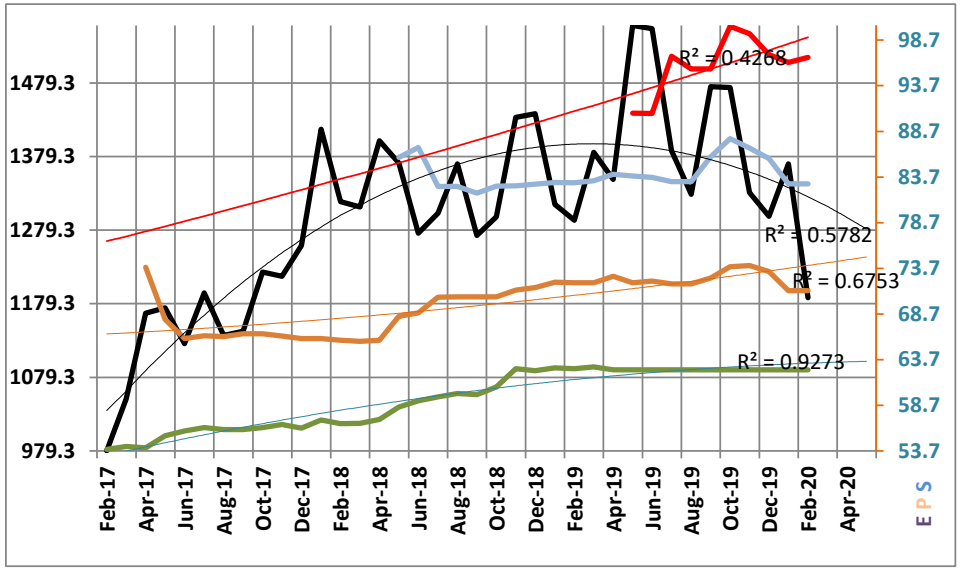

Actual: 3 Years
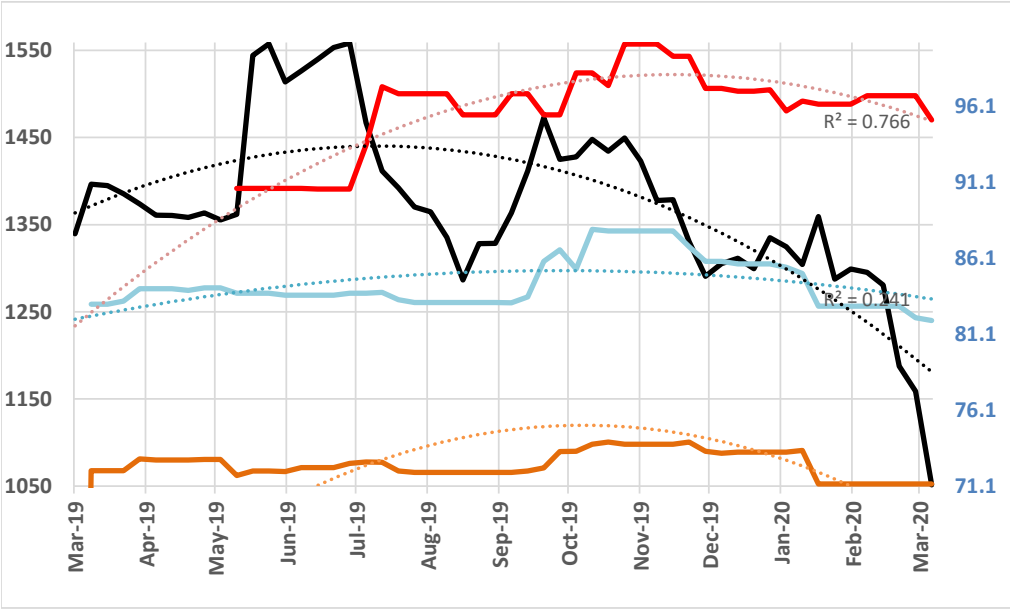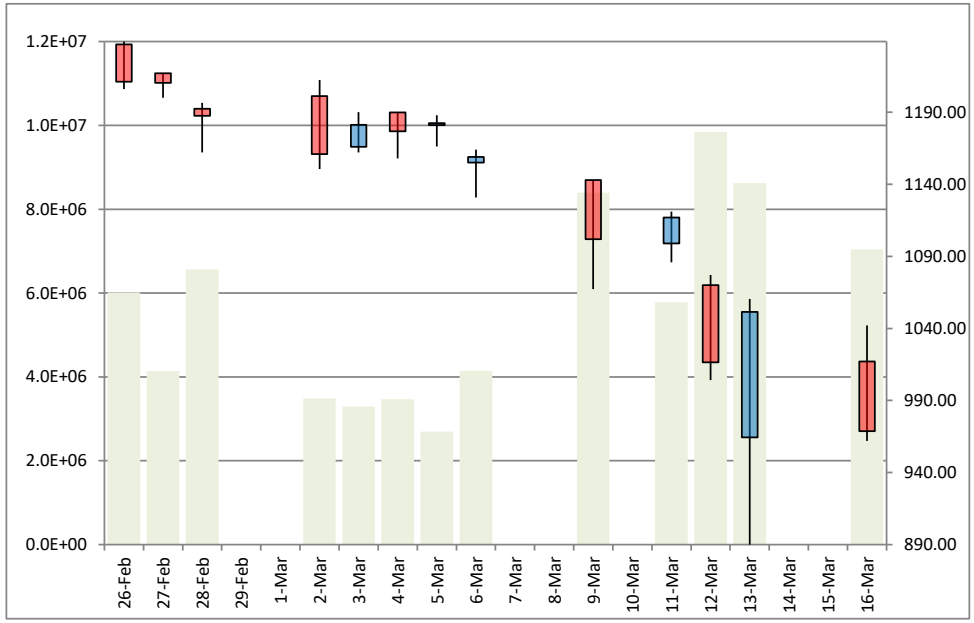
From High - Low -21.8% 8.8%