6472119

JARDINE MATHESON

Jardine Matheson Holdings Limited is a multinational enterprise with a portfolio of businesses focused on the Asia-Pacific region. The Group's activities include financial services, supermarkets, consumer marketing, engineering and construction, automobile trading, insurance broking, property investment, and hotels.

Country	HK			**SEDOL**	6472119	
Groups	Industrials			**Ticker**	JM SP	
	Capital Goods			**Adjust?**	USD	
	Industrial Conglomerates			**Mcap**	29.3	
	Industrial Conglomerates					
Web	www.jardines.com			**ADRS?**	Y	
ISIN	BMG507361001					
Shares	7.3E+02		**Median**	**Low**	**Hi**	**StDev**	**StDevR**
Price	39.91	**Sales%**	2.7%	-10.0%	35.0%	12.9%	0.21
PER fc	12.8	**EPS%**	6.4%	-11.4%	53.9%	16.2%	0.39
Yield fc	4.21	**Div%**	6.0%	0.0%	38.5%	10.4%	0.57

YEAR	2007	2008	2009	2010	2011	2112	2013	2014	2015	2016	2017	2018	2019	2020	2021
Sales m	18367	22554	21372	28849	34597	40849	39653	39550	38328	37273	38997	41478	41786	37609	39759
Sales/s	25.00	30.70	29.09	39.27	47.10	55.61	53.98	53.84	52.18	50.74	53.09	56.46	56.88	51.20	54.12
EPS	1.79	2.15	2.46	3.78	3.91	4.25	4.02	4.19	3.81	3.71	4.21	4.58	4.53	4.01	4.45
DIV/S	0.58	0.66	0.75	1.04	1.22	1.30	1.32	1.40	1.45	1.45	1.61	1.70	1.72	1.72	1.72
S-Indexed	44.3%	54.4%	51.5%	69.6%	83.4%	98.5%	95.6%	95.4%	92.4%	89.9%	94.0%	100.0%	100.7%	90.7%	95.9%
E-Indexed	39.1%	47.0%	53.6%	82.6%	85.4%	92.7%	87.8%	91.5%	83.2%	81.0%	91.9%	100.0%	98.8%	87.6%	97.2%
D-Indexed	33.9%	38.6%	44.0%	60.9%	72.0%	76.5%	77.6%	82.4%	85.3%	85.3%	94.4%	100.0%	101.2%	101.2%	101.2%
Sales%		22.8%	-5.2%	35.0%	19.9%	18.1%	-2.9%	-0.3%	-3.1%	-2.8%	4.6%	6.4%	0.7%	-10.0%	5.7%
EPS%		20.3%	14.1%	53.9%	3.5%	8.5%	-5.3%	4.2%	-9.1%	-2.6%	13.5%	8.8%	-1.2%	-11.4%	11.0%
Div%		13.7%	14.0%	38.5%	18.1%	6.2%	1.5%	6.1%	3.6%	0.0%	10.7%	5.9%	1.2%	0.0%	0.0%

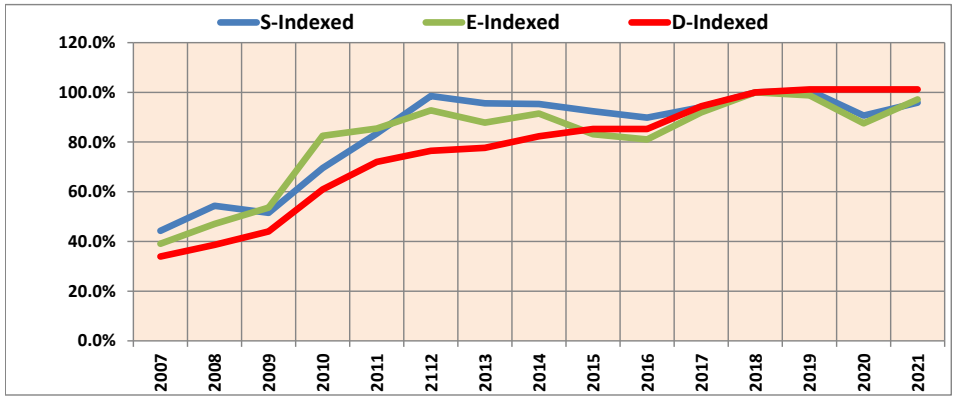

Rankings within Groups

	World	W-Plus	HK	Sector
Summary	35	34	#N/A	
Sales G	73	70	#N/A	
Sales R	70	66	#N/A	
EPS G	64	61	#N/A	
EPS R	47	38	#N/A	
Div G	53	41	#N/A	
Div R	28	20	#N/A	
PER	16	26	#N/A	
Yield	22	17	#N/A	
PEG1	27	27	#N/A	
PEG2	34	33	#N/A	

Payback years by …

Earnings	Dividend	Combined
9	18	7

	PER	YIELD
2016	10.76	3.6%
2017	9.48	4.0%
2018	8.71	4.3%
2019	8.82	4.3%
2020	9.95	4.3%
2021	8.97	4.3%
2022		

	Median	2021/20
PEGS	1.6	0.8

JARDINE MATHESON

Date 9-Oct-2020 Version… - 25

JARDINE MATHESON HLDGS LTD

JM SP 6472119

EPS Forecasts

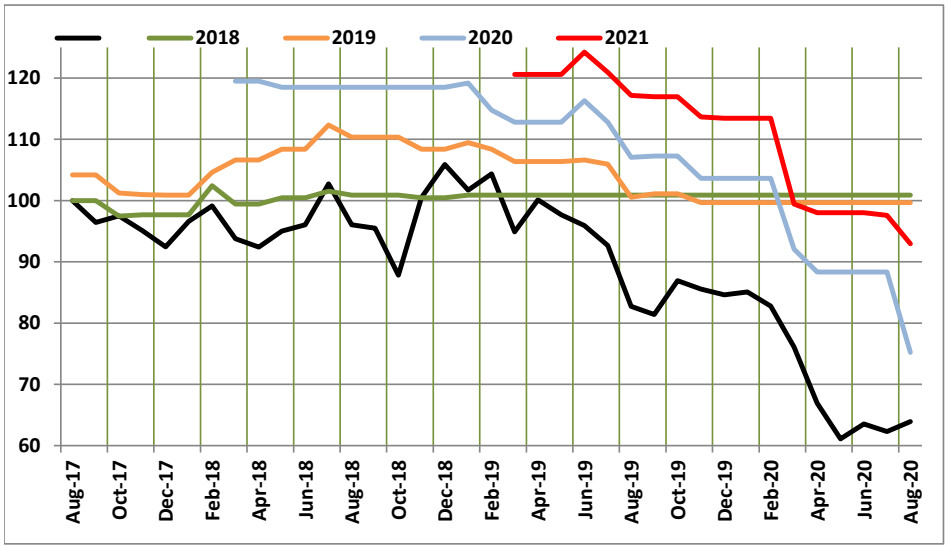

Indexed: 3 Years

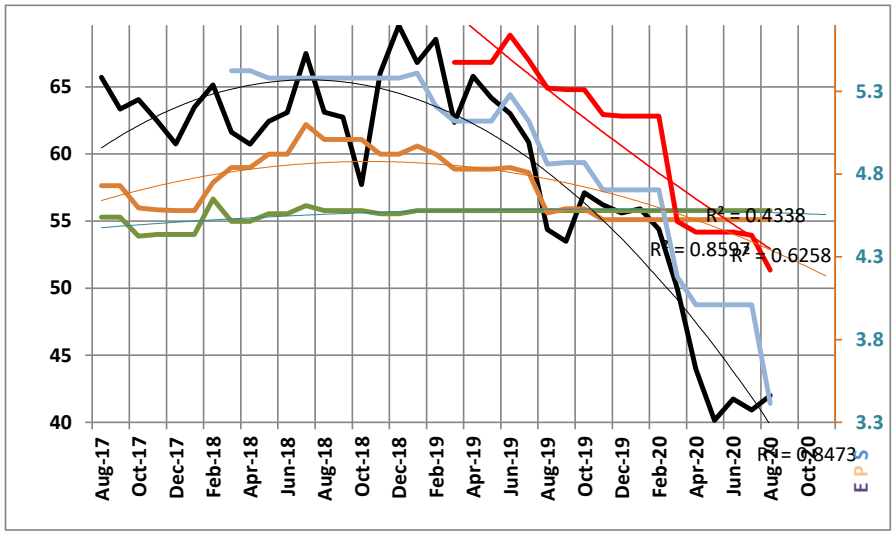

Actual: 3 Years

21-Sep-20 From **High** - **Low** **-2.0%** **7.5%**

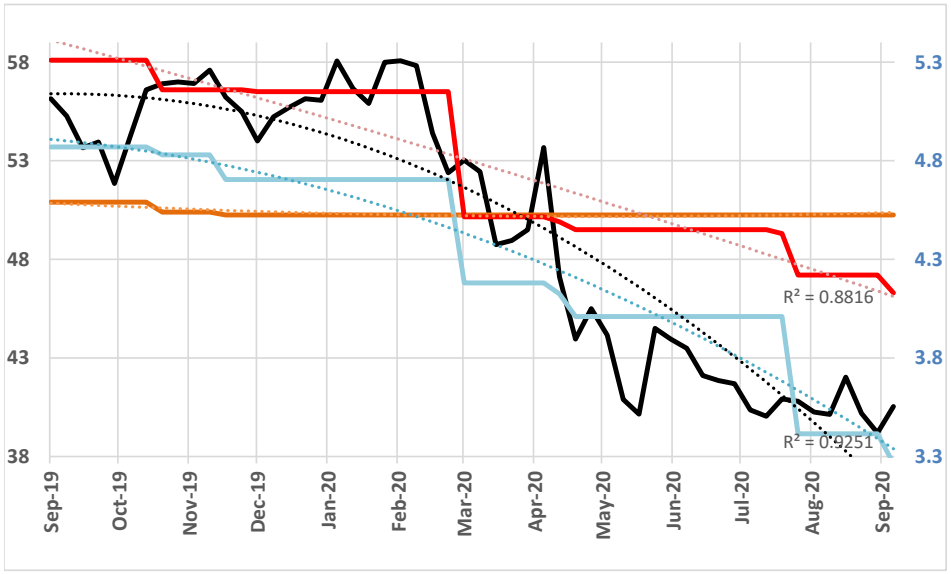

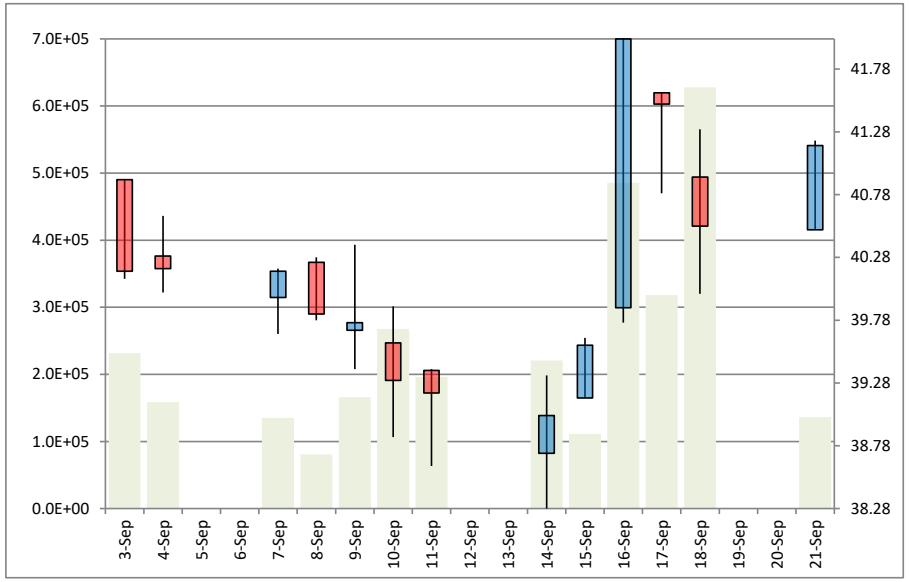

JARDINE MATHESON HLDGS LTD

JM SP 6472119 JM

EPS Forecasts

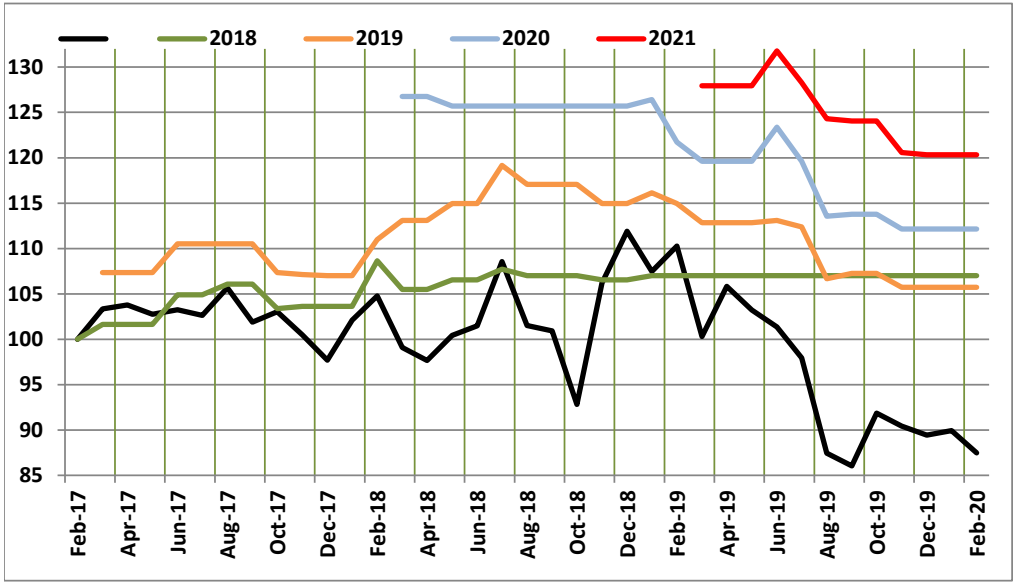

Indexed: 3 Years

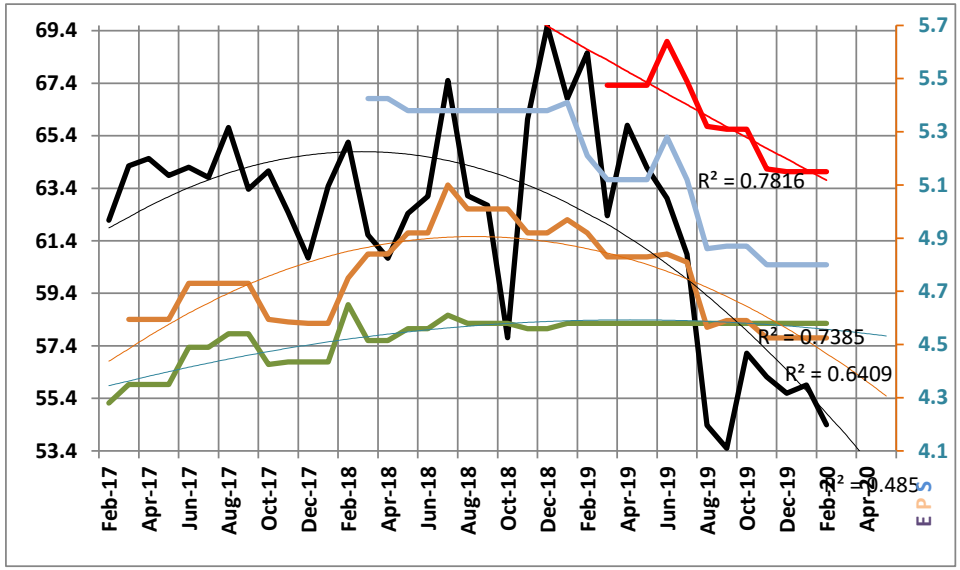

Actual: 3 Years
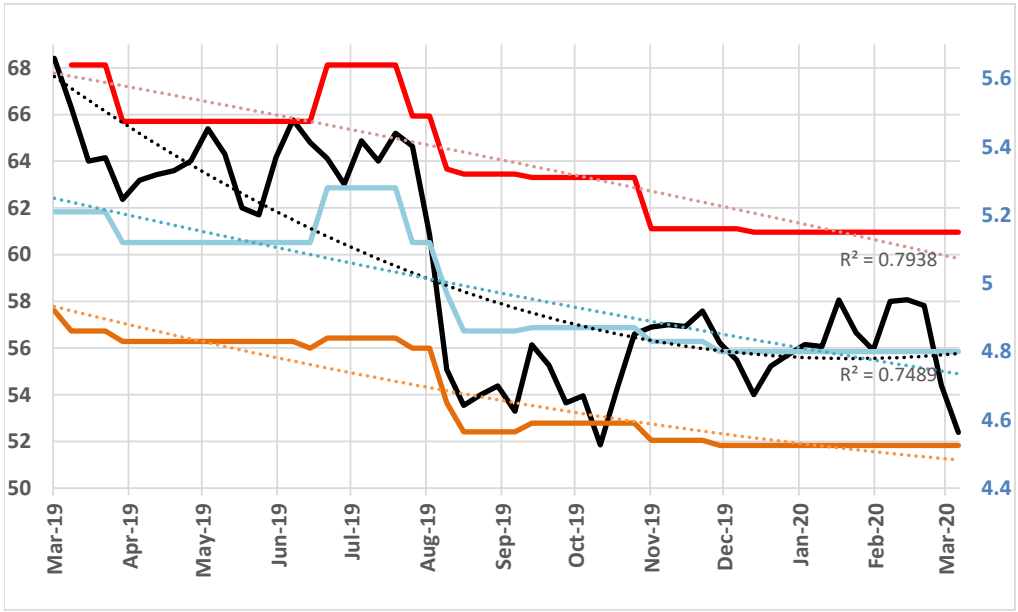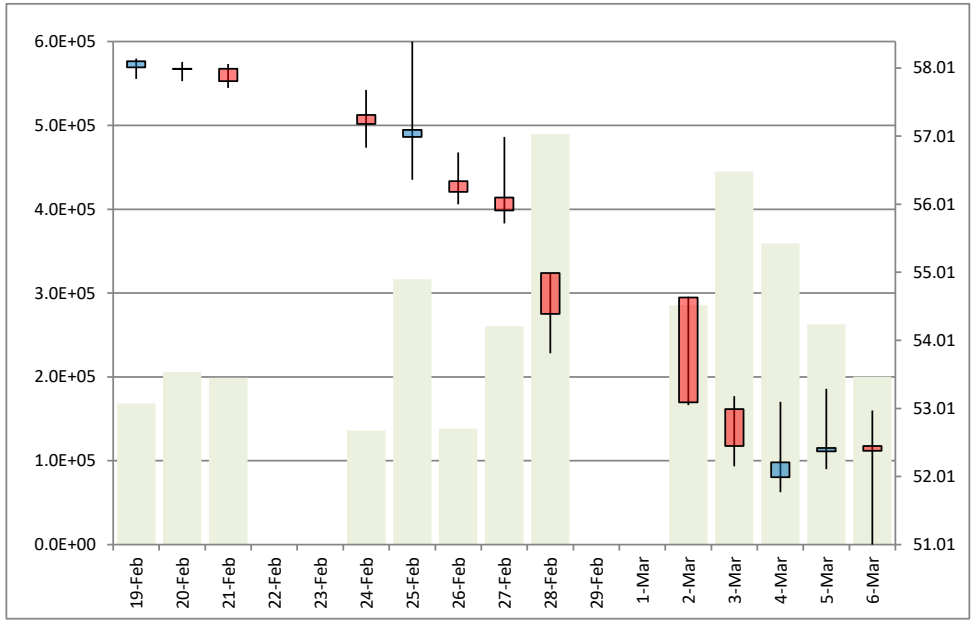
From High - Low -10.3% 2.7%