6080396

CONCH CEMENT H

Anhui Conch Cement Company Limited manufactures cement products. The Company produces silicate cements, slag silicate cements, composite silicate cements, cement clinkers, and other products. Anhui Conch Cement Cement markets its products throughout China and worldwide.

Country	CH			**SEDOL**	6080396
Groups	Materials			**Ticker**	914 HK
	Materials			**Adjust?**	HKD
	Construction Materials			**Mcap**	321.5
	Construction Materials				
Web	www.conch.cn			**ADRS?**	Y
ISIN	CNE1000001W2				
Shares	1.3E+03		**Median**	**Low**	**Hi**	**StDev**	**StDevR**
Price	53.30	**Sales%**	15.3%	-15.0%	47.2%	19.5%	0.79
PER fc	7.0	**EPS%**	21.7%	-45.9%	111.3%	45.6%	0.48
Yield fc	4.56	**Div%**	16.3%	-46.0%	132.8%	49.9%	0.33

YEAR	2007	2008	2009	2010	2011	2112	2013	2014	2015	2016	2017	2018	2019	2020	2021
Sales m	18822	23728	26450	33373	49141	46454	54359	61751	52476	55866	73123	106912	154945	160898	165989
Sales/s	14.48	18.26	20.35	25.68	37.81	35.74	41.83	47.52	40.38	42.99	56.27	82.26	119.23	123.81	127.72
EPS	0.52	0.54	0.67	1.07	2.25	1.22	1.79	2.18	1.34	1.63	2.83	5.56	6.23	6.47	6.59
DIV/S	0.09	0.11	0.12	0.20	0.41	0.22	0.36	0.44	0.46	0.51	0.98	2.27	1.93	2.09	2.11
S-Indexed	17.6%	22.2%	24.7%	31.2%	46.0%	43.5%	50.8%	57.8%	49.1%	52.3%	68.4%	100.0%	144.9%	150.5%	155.3%
E-Indexed	9.4%	9.8%	12.1%	19.2%	40.5%	21.9%	32.2%	39.2%	24.1%	29.3%	50.9%	100.0%	112.1%	116.3%	118.4%
D-Indexed	4.0%	4.6%	5.4%	8.9%	18.1%	9.8%	15.9%	19.4%	20.3%	22.5%	43.0%	100.0%	85.0%	92.1%	93.0%
Sales%		26.1%	11.5%	26.2%	47.2%	-5.5%	17.0%	13.6%	-15.0%	6.5%	30.9%	46.2%	44.9%	3.8%	3.2%
EPS%		3.8%	23.9%	58.4%	111.3%	-45.9%	47.0%	21.8%	-38.5%	21.6%	73.6%	96.5%	12.1%	3.8%	1.9%
Div%		15.4%	17.1%	63.4%	104.5%	-46.0%	62.2%	22.2%	4.5%	10.9%	91.2%	132.8%	-15.0%	8.3%	1.0%

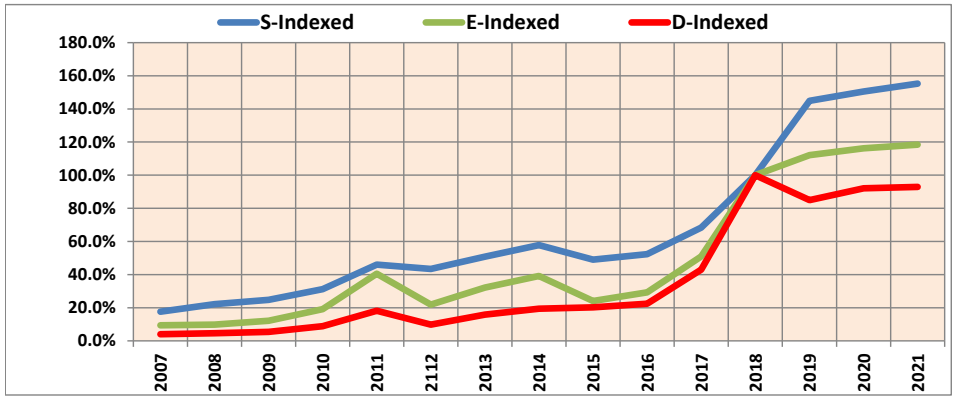

Rankings within Groups

	World	W-Plus	CH	Sector
Summary	6	4	#N/A	
Sales G	13	11	#N/A	
Sales R	28	22	#N/A	
EPS G	12	11	#N/A	
EPS R	39	31	#N/A	
Div G	13	9	#N/A	
Div R	43	32	#N/A	
PER	8	6	#N/A	
Yield	25	17	#N/A	
PEG1	3	3	#N/A	
PEG2	79	68	#N/A	

Payback years by …

Earnings	Dividend	Combined
7	13	6

	PER	YIELD
2016	32.70	1.0%
2017	18.83	1.8%
2018	9.59	4.3%
2019	8.56	3.6%
2020	8.24	3.9%
2021	8.09	4.0%
2022		
	Median	**2021/20**
PEGS	0.4	4.4

CONCH CEMENT H

Date 9-Oct-2020 Version… - 25

ANHUI CONCH CEMENT CO LTD-H

914 HK 6080396

EPS Forecasts

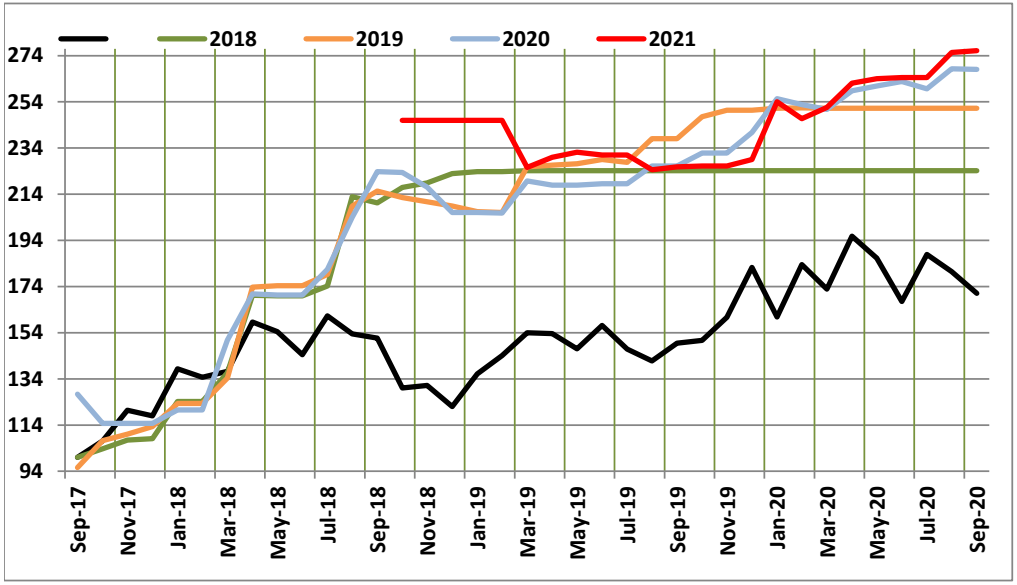

Indexed: 3 Years

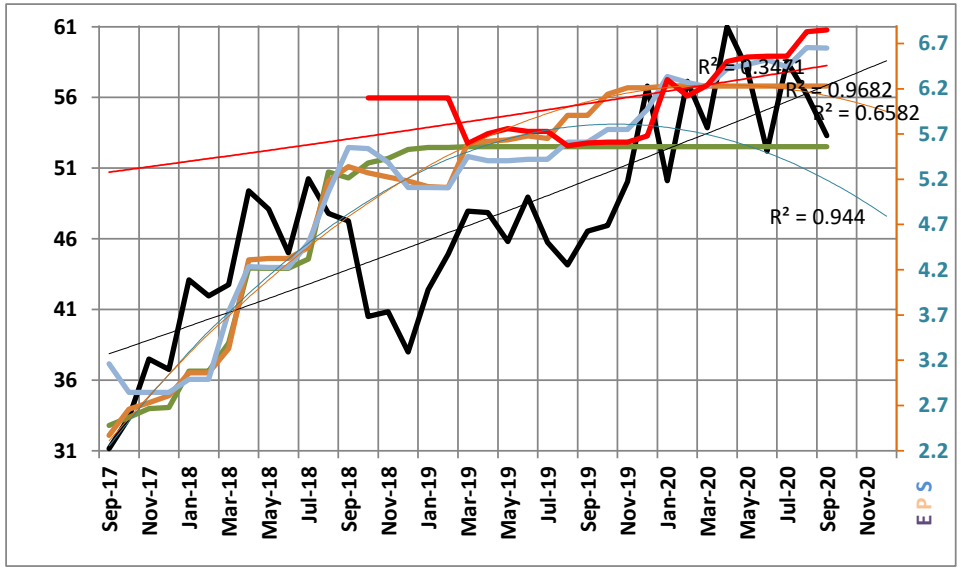

Actual: 3 Years

15-Oct-20 From High - Low -7.4% 0.4%

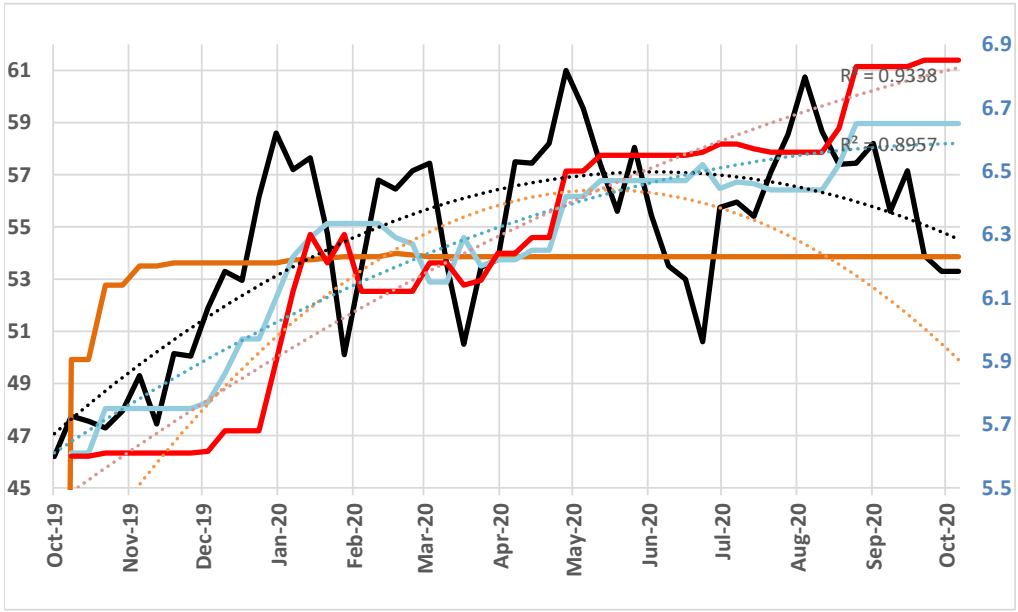

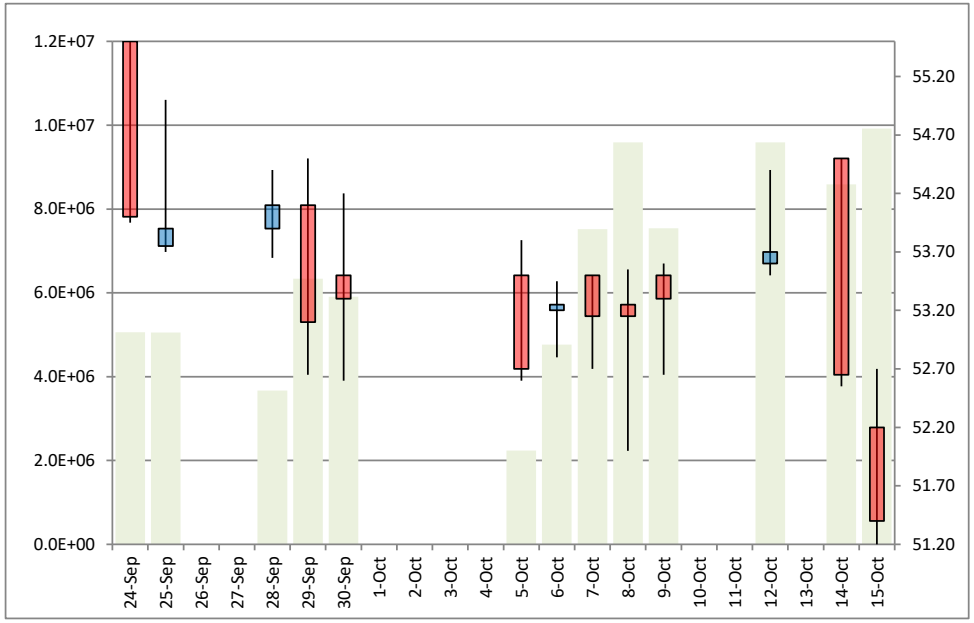

ANHUI CONCH CEMENT CO LTD-H

914 HK 6080396 914

EPS Forecasts

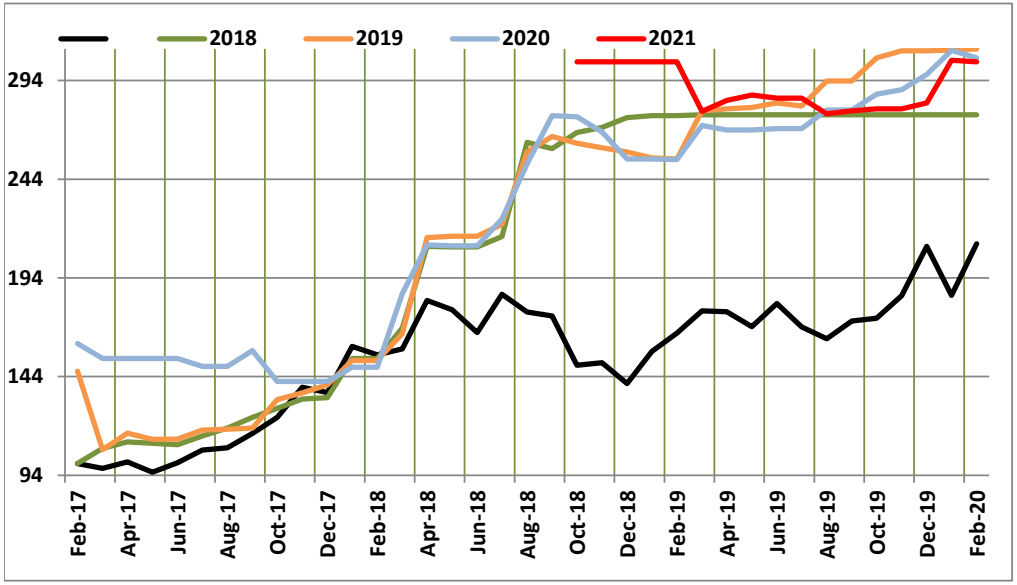

Indexed: 3 Years

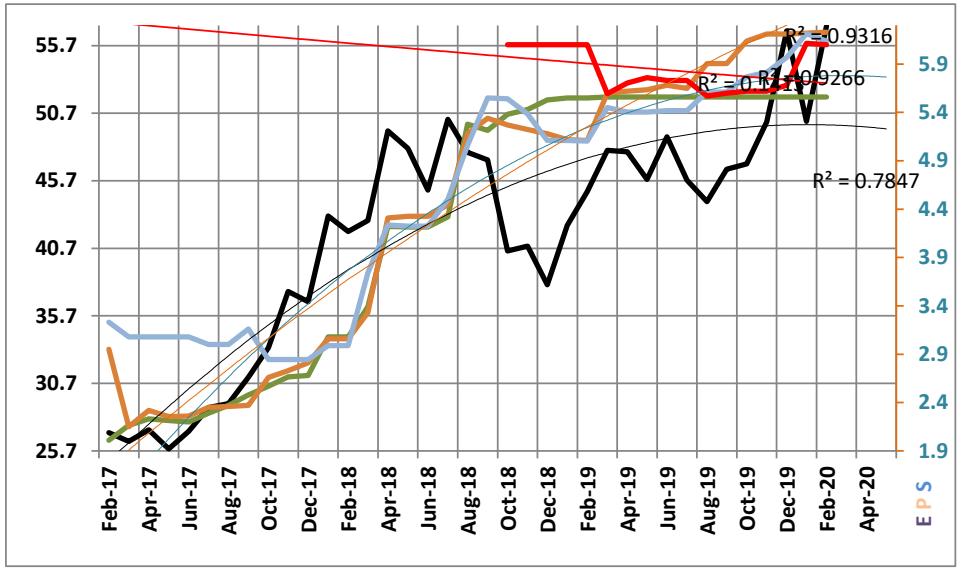

Actual: 3 Years
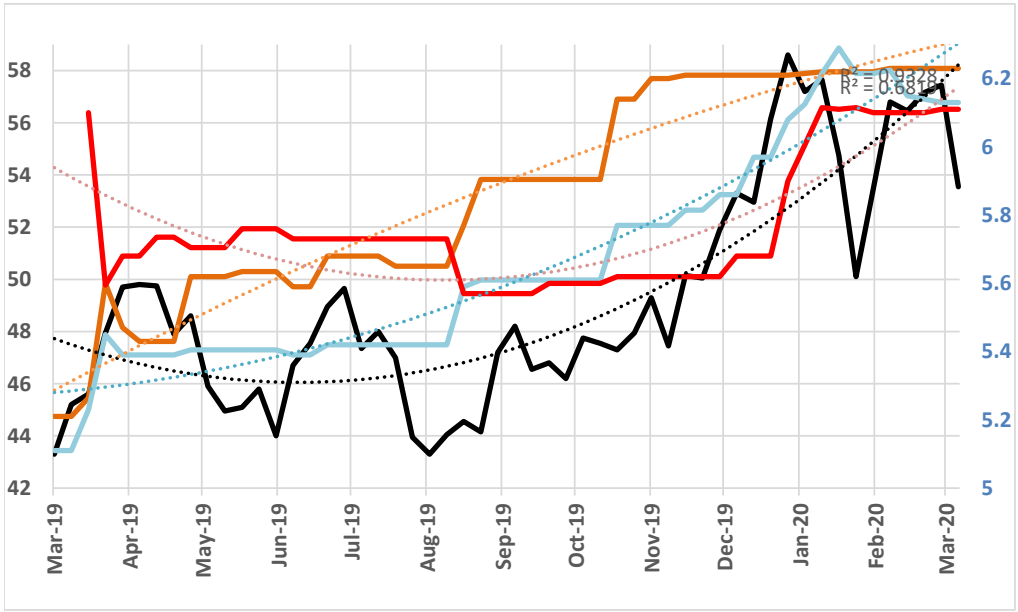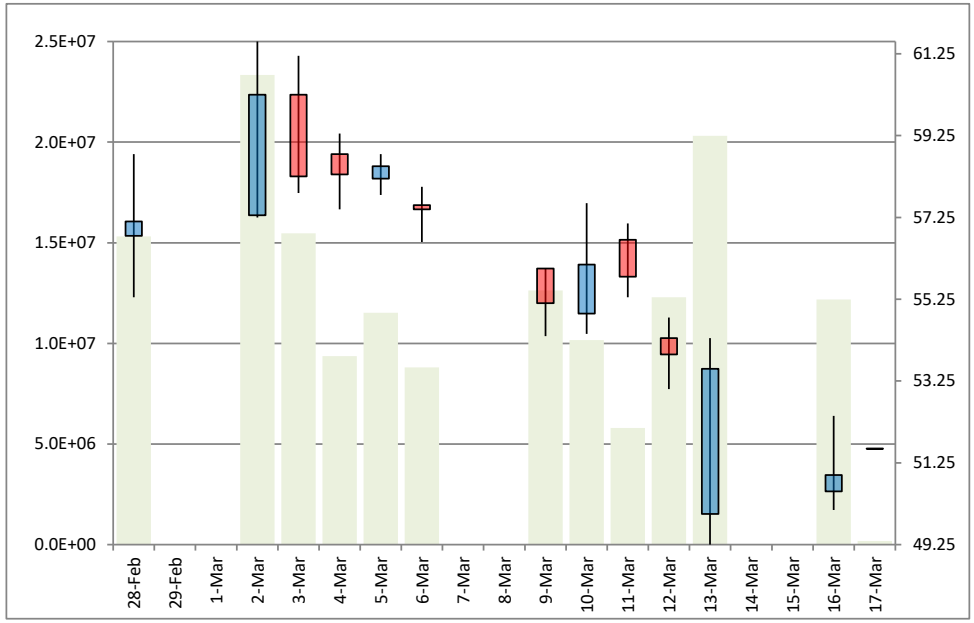
From High - Low -16.2% 4.8%